







Dimensions and Part Numbers

Boring Bar Travel	24" (610 mm)
Tank Taps*	2" to 4" (100 DN)
Pipe Taps*	2" to 6" (150 DN)
THREAD-O-RING™ Plug Setting	2" (50 DN) and 3" (80 DN)
LOCK-O-RING* and LOCK-O-RING Plus Plug Setting	4" (100 DN) and 6" (150 DN)
Maximum Operating Pressure	1,480 psi (100 bar) at 100°F (38°C)



T.D. Williamson

360 Tapping Machine

Tapping Size-On-Size (Recommended Options)

Cutter Size			
2"	3"	4"	6"
A	A	A	A
B	B	B	B
C	C	C	
D	D	D	
E	E	E	E
F	F	F	

Notes:

Cutter Size	Nom. Pipe x Wall	Nom. Pipe x Wall	Nom. Pipe x Wall
3"	4" x .359"	6" x .232"	8" x .176"
4"	6" x .481"	8" x .357"	10" x .282"
6"	10" x .748"	12" x .610	1006 585.6826 Tm(E)TJET/Span ActualText (B

DCS10.772 266.9376 Tm()TJEMC ETBT7.7901 0 0 9.5 316.6627 266.9376 Tr

